

# Technical Accessory Guides (TAGs)

For Associates, Resellers, ISVs and Alliance Partners

Global



Version: All

Will show products that are known to be available for sale and discontinued products along with suggested replacements, when known

Need to provide an update or change?  
Contact <mailto:pgw786@zebra.com>



For Internal Use by  
**PartnerConnect Members Only**



## ET4X Technical Accessory Guide




NOTE: This document is only for general reference. Solutions Pathway and related PMBs should be used for product availability, pricing, and final solution selection.


\* Zebra does not endorse or specifically recommend any **third-party products, accessories, or hardware**. ZEBRA DISCLAIMS ANY AND ALL LIABILITY, INCLUDING ANY EXPRESS OR IMPLIED WARRANTIES, WHETHER ORAL OR WRITTEN, FOR SUCH THIRD PARTY PRODUCTS, ACCESSORIES, OR HARDWARE. THE CUSTOMER ACKNOWLEDGES THAT NO REPRESENTATION HAS BEEN MADE BY ZEBRA AS TO THE FITNESS OF THE THIRD-PARTY PRODUCTS, ACCESSORIES, OR HARDWARE FOR THE CUSTOMER'S INTENDED PURPOSE.

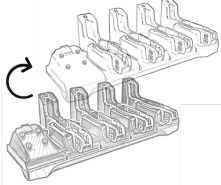
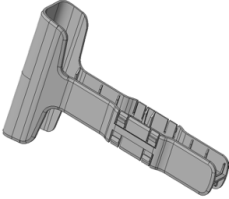

### Cradles and Charging



#### Single Device Cradles

Part Number	Picture	Description	Notes	Required Items
CRD-ET4X-1SCG1-01		Single Slot Charge-Only Dock/Cradle	<ul style="list-style-type: none"> <li>▶ Provides charging</li> <li>▶ Compatible with both 8" and 10" tablets.</li> <li>▶ Connects to charging contacts on bottom of tablet.</li> <li>▶ Will charge battery in ET4X from 0-80% in as little as 2 hours (for 8" tablet) or 2.5 hours (for 10" tablet).</li> <li>▶ Compatible with devices with or without Rugged Boot installed.</li> <li>▶ Also compatible with Expansion Back accessories and Healthcare Hand Strap.</li> </ul>	<ul style="list-style-type: none"> <li>▶ Power Supply (PWR-BGA12V50W0WWW)</li> <li>▶ DC Line Cord (CBL-DC-388A1-01)</li> <li>▶ AC Line Cord (23844-00-00R or country specific version)</li> </ul>

#### Multi-Device Cradles

Part Number	Picture	Description	Notes	Required Items
CRD-ET4X-4S8I1-01 (for 8" tablets)  CRD-ET4X-4S10I1-01 (for 10" tablets)		Four Slot Charge-Only ShareCradle	<ul style="list-style-type: none"> <li>▶ Provides charging</li> <li>▶ Connects to charging contacts on bottom of tablet.</li> <li>▶ Will charge battery in ET4X from 0-80% in as little as 2 hours (for 8" tablet) or 2.5 hours (for 10" tablet).</li> <li>▶ Compatible with tablets with or without Rugged Boot installed. T-adapter in each device slot is flipped/rotated to adjust between Rugged Boot and no-Rugged Boot device configurations.</li> <li>▶ Also compatible with Expansion Back accessories and Healthcare Hand Strap.</li> <li>▶ Includes adapter cup in far left position for optional 4-Slot PowerPack battery charger (SAC-ET5X-4PPK1-01)</li> <li>▶ NOTE: PWR-BGA12V108W0WWW power supply will only charge four ET4X units. Separate PWR-BGA12V50W0WWW power supply required to power Four-Slot PowerPack battery charger.</li> </ul>	<ul style="list-style-type: none"> <li>▶ Power Supply (PWR-BGA12V108W0WWW)</li> <li>▶ DC Line Cord (CBL-DC-382A1-01)</li> <li>▶ AC Line Cord (23844-00-00R or country specific version)</li> </ul> <p><u>For charging Spare PowerPack batteries:</u></p> <ul style="list-style-type: none"> <li>▶ Four Slot PowerPack battery charger (SAC-ET5X-4PPK1-01)</li> <li>▶ Power Supply (PWR-BGA12V50W0WWW)</li> <li>▶ DC Line Cord (CBL-DC-388A1-01)</li> <li>▶ AC Line Cord (23844-00-00R)</li> </ul>


CRDCUP-4S-ET5TOET4		Cradle Cup Replacement/Conversion Kit	<ul style="list-style-type: none"> <li>▶ Kit is normally used to convert certain ET5X series multi-slot cradles to an ET4X series cradle.</li> <li>▶ Eligible ET5X cradles include: <ul style="list-style-type: none"> <li>- CRD-ET5X-SE4CO3-01</li> <li>- newer generation CRD-ET5X-SE4CO2-01 which will be labeled with cradle base AS-000254-11 or higher</li> </ul> </li> <li>▶ Includes 4 ET4X Cradle Cups</li> <li>▶ Does not include T-adapters which are required to hold the ET4X.</li> </ul>	<p><u>T-adapters</u></p> <ul style="list-style-type: none"> <li>▶ for 8" tablets (ADP-ET4X-8T4S1-04)</li> <li>▶ for 10" tablets (ADP-ET4X-10T4S1-04)</li> </ul>
ADP-ET4X-8T4S1-04 (for 8" tablets)  ADP-ET4X-10T4S1-04 (for 10" tablets)		T-adapters for Multi-Slot Cradles (pack of 4)	<ul style="list-style-type: none"> <li>▶ Typically used in one of the following cases: <ul style="list-style-type: none"> <li>- spare/replacement T-adapters</li> <li>- for use with Cradle Cup Replacement/Conversion Kit</li> <li>- to mix-and-match 8" and 10" tablets in the same cradle</li> </ul> </li> <li>▶ Accommodates tablet with or without rugged boot, expansion back, or payment back.</li> <li>▶ T-adapter in each device slot is flipped/rotated to accommodate a tablet with boot or a tablet without boot.</li> </ul>	
BRKT-SCRD-SMRK-01		Multi-Slot ShareCradle Mounting Bracket	<ul style="list-style-type: none"> <li>▶ Allows for rack and wall mounting of all Multi-Slot ShareCradles OR can be used to mount up to four 4-Slot PowerPack Battery Chargers.</li> <li>▶ Bracket can be mounted on standard 19" network rack or on a wall.</li> <li>▶ Cable routing slots &amp; removable power supply tray.</li> <li>▶ Adjustable tabs &amp; screw mounts for easy hanging/installation with ability to support one Multi-Slot ShareCradle or four 4-Slot Battery Chargers and their power supplies.</li> <li>▶ See the Bluetooth-Generic Accessories TAG for info on 3rd party Network Racks that can be used for mounting this bracket.</li> </ul>	
<b>Kiosk type Accessories</b>				
Part Number	Picture	Description	Notes	Required Items

STND-ET4X-10POS1-01		Presentation Stand for 10" tablets	<ul style="list-style-type: none"> <li>▶ Stand allows tablet to be used for point of sale (POS) or kiosk type applications.</li> <li>▶ Tablet is secured onto stand using electronic lock which can be unlocked using an application on the tablet. A mechanical release tool (KT-MC18-CKEY-20) can be used to unlock when needed.</li> <li>▶ Includes one USB-A port (USB 2.0) providing 500maH current.</li> <li>▶ Connects to 8-pin connector on the back side of the tablet. Requires installation of Main/Internal Battery Door for 10" tablets with Presentation Stand (MISC-ET4X-BTDPS-01)</li> <li>▶ Compatible with tablets with or without Rugged Boot installed.</li> <li>▶ Only compatible with 10" versions of ET4X.</li> <li>▶ Not compatible with any Expansion Backs.</li> <li>▶ NOTE: Stand uses a different DC Line Cord than other cradles. Use <b>CBL-DC-388A2-01</b> which uses a straight barrel jack connector and re-located ferrite bead to work with the Presentation Stand.</li> </ul>	<ul style="list-style-type: none"> <li>▶ Main/Internal Battery Door for 10" tablets with Presentation Stand (MISC-ET4X-BTDPS-01)</li> <li><u>Standalone power supply</u></li> <li>▶ Power Supply (PWR-BGA12V50W0WWW</li> <li>▶ DC Line Cord <b>CBL-DC-388A2-01</b>)</li> <li>▶ AC Line Cord (23844-00-00F or country specific version)</li> <li>- OR -</li> <li><u>Power from Zebra POS Hub</u></li> <li>▶ POS Hub Charge/Communication Cable for Presentation Stand (CBL-ET4X-SCHCAB-01)</li> </ul>
MISC-ET4X-BTDPS-01	coming soon	Main/Internal Battery Door for 10" tablets with Presentation Stand	<ul style="list-style-type: none"> <li>▶ Door replaces standard battery door and is required when using the Presentation Stand.</li> <li>▶ Door includes attachment point to stand and 8-pin POGO connector for communication and charging to stand.</li> </ul>	
CBL-ET4X-SCHCAB-01	coming soon	POS Hub Charge/Communication Cable for Presentation Stand	<ul style="list-style-type: none"> <li>▶ Cable can be used to power Presentation Cradle from Zebra Hybrid POS Hub and also provide communications to Hub.</li> </ul>	
BRKT-ET4X-DSKPS-01	coming soon	Desktop Mounting Plate for Presentation Stand	<ul style="list-style-type: none"> <li>▶ Plate is screwed down to counter/desk to prevent loss/theft of Presentation Stand.</li> <li>▶ Plate also covers USB port and power connector access to prevent tampering.</li> </ul>	
KT-MC18-CKEY-20		Presentation Stand Release Tool	<ul style="list-style-type: none"> <li>▶ Used to mechanically unlock the tablet from the Presentation Stand</li> <li>▶ Pack of 20 keys</li> </ul>	



**Battery Charging**

Part Number	Picture	Description	Notes	Required Items
-------------	---------	-------------	-------	----------------




SAC-ET5X-4PPK1-01		Four-Slot PowerPack Battery Charger	<ul style="list-style-type: none"> <li>▶ Charges up to 4 PowerPack batteries</li> <li>▶ Can be used standalone or can be mounted to ShareCradle system</li> </ul>	<ul style="list-style-type: none"> <li>▶ Power Supply (PWR-BGA12V50W0WWW)</li> <li>▶ DC Line Cord (CBL-DC-388A1-01)</li> <li>▶ AC Line Cord (23844-00-00F or country specific version)</li> </ul>
-------------------	---	-------------------------------------	---	---

**Direct to Device Charging**





Part Number	Picture	Description	Notes	Required Items
CBL-TC5X-USBC2A-01 or CBL-TC2Y-USBC90A-01		USB-C Cable for Charging and Communication	<ul style="list-style-type: none"> <li>▶ Can be used to charge ET4X via the USB port on the side of the device.</li> <li>▶ Will charge battery in ET4X from 0-80% in as little as 2.5 hours (for 8" tablet) or 3 hours (for 10" tablet) when using Zebra USB Power Supply.</li> <li>▶ NOTE: This charging method is NOT supported when Powerpack Battery (BTRY-ET5X-PRPK2-01) is installed in Expansion Back. The tablet's main/internal battery will charge, but the Powerpack Battery will not charge. A charge method using the charge contacts on the bottom of the ET4X must be used to charge both the main/internal and Powerpack batteries (i.e. cradle, dock, etc.)</li> <li>▶ The tablet's side USB-C port supports USB 3.0 communications.</li> <li>▶ CBL-TC2Y-USBC90A-01 features USB-A connector with a 90° bend allowing cable to be used in tighter locations. Cable length is about 1.1M (45")</li> </ul>	USB Power Supply (PWR-WUA5V12W0xx) or comparable.
CBL-TC2X-USBC-01		USB-C Cable for Charging and Communication	<ul style="list-style-type: none"> <li>▶ Discontinued 10/2021, see PMB 10621</li> <li>▶ Can be used to charge ET4X via the USB port on the side of the device.</li> <li>▶ NOTE: This charging method is NOT supported when Powerpack Battery (BTRY-ET5X-PRPK2-01) is installed in Expansion Back. The tablet's main/internal battery will charge, but the Powerpack Battery will not charge. A charge method using the charge contacts on the bottom of the ET4X must be used to charge both the main/internal and Powerpack batteries (i.e. cradle, dock, etc.)</li> <li>▶ The tablet's side USB-C port supports USB 3.0 communications.</li> </ul>	USB Power Supply (PWR-WUA5V12W0xx) or comparable.

**Communication Cables**

Part Number	Picture	Description	Notes	Required Items
PSPA1C1GE (3rd party) *		Portsmith USB-C to Ethernet Adapter	<ul style="list-style-type: none"> <li>▶ USB-C plug connects to ET4X.</li> <li>▶ Gigabit RJ45 Ethernet port connects to LAN.</li> <li>▶ No drivers to load - * need to validate if drivers are pre-installed in ET4X BSP *</li> <li>▶ Can be powered directly from ET4X, draws less than 400mA current.</li> </ul>	




<http://www.portsmith.com>






## Expansion Back Accessories and Attachments





Part Number	Picture	Description	Notes	Required Items
ZBK-ET4X-8BTRYBK1-01 (for 8" tablet)  ZBK-ET4X-10BTRYBK1-01 (for 10" tablet)		Expansion Back with Rotating Hand strap	<ul style="list-style-type: none"> <li>▶ Replaces existing battery door and screws down to back of tablet.</li> <li>▶ Includes additional scanner trigger buttons for activating the ET4X's internal scanner.</li> <li>▶ Cap/Plug covers Powerpack battery compartment. Remove cap if using optional Powerpack battery (BTRY-ET5X-PRPK2-01)</li> <li>▶ Handstrap includes loop for storage of optional stylus when not in use.</li> </ul>	
SG-ET5X-RHTP1-01		Replacement Rotating Hand Strap for Expansion Back	<ul style="list-style-type: none"> <li>▶ Adjustable and 360-degree rotatable handstrap that mounts on the back of the ET4X and provides secure option for holding the device.</li> <li>▶ Handstrap includes loop for storage of optional stylus when not in use.</li> </ul>	Expansion Back attachment (ZBK-ET4X-8BTRYBK1-01 or ZBK-ET4X-10BTRYBK1-01)
ZBK-ET4X-10VESA-01		VESA Mount Adapter, 10" Standard	<ul style="list-style-type: none"> <li>▶ Allows 10" tablets to be mounted using standard VESA 75mm or 100mm hole patterns.</li> <li>▶ Replaces existing battery door and screws down to back of tablet.</li> <li>▶ Includes integrated pigtail cable for powering tablet.</li> <li>▶ Black color</li> <li>▶ NOTE: Mount requires a different DC Line Cord than typically used. Use CBL-DC-388A2-01 which uses a straight barrel jack connector. A retention clip will be included with mount to keep the DC line cord and pigtail cable securely connected.</li> </ul>	<ul style="list-style-type: none"> <li>▶ Power Supply (PWR-BGA12V50W0WWW)</li> <li>▶ DC Line Cord <b>CBL-DC-388A2-01</b>)</li> <li>▶ AC Line Cord (23844-00-00F or country specific version)</li> </ul>
ZBK-ET4X-10HCVESA-01		VESA Mount Adapter, 10" Healthcare	<ul style="list-style-type: none"> <li>▶ Allows 10" tablets to be mounted using standard VESA 75mm or 100mm hole patterns.</li> <li>▶ Replaces existing battery door and screws down to back of tablet.</li> <li>▶ Includes integrated pigtail cable for powering tablet.</li> <li>▶ Healthcare blue color which is disinfectant ready.</li> <li>▶ NOTE: Mount requires a different DC Line Cord than typically used. Use CBL-DC-388A2-01 which uses a straight barrel jack connector. A retention clip will be included with mount to keep the DC line cord and pigtail cable securely connected.</li> </ul>	<ul style="list-style-type: none"> <li>▶ Power Supply (PWR-BGA12V50W0WWW)</li> <li>▶ DC Line Cord <b>CBL-DC-388A2-01</b>)</li> <li>▶ AC Line Cord (23844-00-00F or country specific version)</li> </ul>




## Mobile Payment (mPOS)

Part Number	Picture	Description	Notes	Required Items
-------------	---------	-------------	-------	----------------

ZBK-ET4X-8PAY250011-01		Payment Expansion Back for Ingenico Link 2500i Payment Device	<ul style="list-style-type: none"> <li>▶ Expansion back integrates Ingenico Link 2500i PED to provide a mobile PoS solution.</li> <li>▶ PED can be easily removed from Expansion Back for customer interaction.</li> <li>▶ Provides direct USB wired connection between ET4X and payment device, but can also operate via Bluetooth or WiFi.</li> <li>▶ Wired connection can also provide charging to payment device.</li> <li>▶ Expansion back rotates, allowing payment device to be used while the tablet is in portrait or landscape orientation.</li> <li>▶ Hand strap can be easily unclipped to allow customer to enter PIN data on PED while still docked in Expansion Back.</li> <li>▶ Includes one trigger button to control the tablet's internal scanner.</li> <li>▶ Only compatible with 8" ET4X units</li> <li>▶ Replaces existing battery door and</li> </ul>	
ZBK-ET4X-8PAYPD201-01	coming soon	Payment Expansion Back for Zebra PD20 (Zebra Pay) Payment Device		
PD20		PD20 Payment Device 	<ul style="list-style-type: none"> <li>▶ Attaches to back of ET4X allowing the device to accept mobile payment.</li> <li>▶ Compatible with Zebra Pay</li> </ul>	▶ Payment Expansion Back for Zebra PD20 Payment Device (ZBK-ET4X-8PAYPD201-01)
<b>Soft Goods</b>				
Part Number	Picture	Description	Notes	Required Items


<p>SG-ET4X-8EXOSKL1-01 (for 8" tablets)</p> <p>SG-ET4X-10EXOSKL1-01 (for 10" tablets)</p>		<p>Exoskeleton / Rugged Boot</p>	<ul style="list-style-type: none"> <li>▶ Increases drop spec of tablet from 4 ft. to 5.1 ft.</li> <li>▶ Compatible with devices with Expansion Backs attached.</li> </ul>	
<p>SG-ET4X-HCHNDSTR1-01</p>		<p>Handstrap, Healthcare 10"</p>	<ul style="list-style-type: none"> <li>▶ Handstrap is used with 10" Healthcare tablets</li> <li>▶ Handstrap material made from silicone rubber and frame made using healthcare grade plastics, allowing easy cleaning with approved cleaning products.</li> </ul>	
<p>SG-ET5X-HNDSTP-01</p>		<p>Handle Strap</p>	<ul style="list-style-type: none"> <li>▶ Provides ease of carrying the tablet with plastic grips</li> <li>▶ Strap attaches to D-Clips on Rugged Boot.</li> <li>▶ NOTE: When using with multi-slot ShareCradles, D-Clips and Strap should be installed to hold tablet in landscape mode to prevent interference with inserting tablet into cradle.</li> </ul>	<ul style="list-style-type: none"> <li>▶ Exoskeleton / Rugged Boot</li> <li>▶ D-Clips (SG-ET4X-DCLIPS-01)</li> </ul>
<p>SG-ET5X-SHDRSTP-01</p>		<p>Breakaway Shoulder Strap</p>	<ul style="list-style-type: none"> <li>▶ Used with Rugged Boot and D-Clips.</li> <li>▶ Has points near the clip that break when pulled - this is a safety feature for the user</li> <li>▶ NOTE: When using with multi-slot ShareCradles, D-Clips and Strap should be installed to hold tablet in landscape mode to prevent interference with inserting tablet into cradle.</li> </ul>	<ul style="list-style-type: none"> <li>▶ Exoskeleton / Rugged Boot</li> <li>▶ D-Clips (SG-ET4X-DCLIPS-01)</li> </ul>
<p>58-40000-007R</p>		<p>Universal Shoulder Strap/Cross Body Strap</p>	<ul style="list-style-type: none"> <li>▶ Used with Rugged Boot and D-Clips.</li> <li>▶ 1.5" wide, 22 to 50" max. length</li> <li>▶ Does not use breakaway design</li> <li>▶ NOTE: When using with multi-slot ShareCradles, D-Clips and Strap should be installed to hold tablet in landscape mode to prevent interference with inserting tablet into cradle.</li> </ul>	<ul style="list-style-type: none"> <li>▶ Exoskeleton / Rugged Boot</li> <li>▶ D-Clips (SG-ET4X-DCLIPS-01)</li> </ul>




SG-ET5X-SHDSTPGR-01		Breakaway Shoulder Strap with Attachment Grommet	<ul style="list-style-type: none"> <li>▶ Used with Rugged Boot and D-Clips.</li> <li>▶ NOTE: When using with multi-slot ShareCradles, D-Clips and Strap should be installed to hold tablet in landscape mode to prevent interference with inserting tablet into cradle.</li> <li>▶ Has points near the clip that break when pulled - this is a safety feature for the user.</li> <li>▶ Includes a sliding grommet on the strap which can be used to attach strap to holes on shelving allowing tablet to be used and viewed hands free.</li> <li>▶ NOTE: This is a custom product. Please work with your Zebra representative to open a Custom Product Request (CPR) if you would like to order this item.</li> </ul> 	<ul style="list-style-type: none"> <li>▶ Exoskeleton / Rugged Boot</li> <li>▶ D-Clips (SG-ET4X-DCLIPS-01)</li> </ul>
SG-ET4X-DCLIPS-01		D-clips for Rugged Boot	<ul style="list-style-type: none"> <li>▶ D-Clips attach to loop/tether points on Rugged Boot.</li> <li>▶ Can be positioned to be used with the tablet in portrait or landscape orientation.</li> <li>▶ Includes two clips</li> <li>▶ NOTE: When using with multi-slot ShareCradles, D-Clips should be installed to hold tablet in landscape mode to prevent interference with inserting tablet into cradle.</li> </ul>	
<b>Misc</b>				
Part Number	Picture	Description	Notes	Required Items
SG-TC7X-STYLUS-03 (pack of 3)  SG-TC7X-STYLUS-06 (pack of 6) NOTE: 6-pack is a custom product. Please work with your Zebra representative to open a Custom Product Request (CPR) if you would like to order this item.		Passive Stylus Kit with Tether	<ul style="list-style-type: none"> <li>▶ Includes fine-pitch, capacitive Stylus (SG-TC7X-STYLUS1-03) and coiled tether (KT-TC7X-TETHR1-03)</li> <li>▶ Conductive Carbon-filled plastic material w/ 5mm tip</li> <li>▶ Length of stylus is 3.5".</li> <li>▶ Rigid plastic stylus is optimized for enterprise durability.</li> <li>▶ Clip &amp; tether point to reduce loss.</li> <li>▶ Tether to Handstrap on Expansion Back or D-Clip on Rugged Boot.</li> <li>▶ Stylus can be stored in optional Expansion Back with Rotating Hand strap when not in use.</li> </ul>	


SG-STYLUS-TCX-MTL-03 (pack of 3)		Fiber Tipped Stylus	<ul style="list-style-type: none"> <li>▶ Black Passive Stylus with Zebra logo</li> <li>▶ 5" length</li> <li>▶ Heavy duty - made from stainless steel and brass. No plastic parts - real pen feel.</li> <li>▶ Can be used in rain.</li> <li>▶ Micro-Knit Hybrid Mesh Fiber Tip provides silent, smooth gliding use.</li> <li>▶ Big improvement over rubber tipped or plastic tipped stylus.</li> <li>▶ Compatible with all capacitive touch screen devices.</li> <li>▶ Can be tethered to Handstrap on Expansion Back or D-Clip on Rugged Boot using KT-TC7X-TETHR1-03 or SG-ET5X-SLTETR-01.</li> <li>▶ Stylus can be stored in optional Expansion Back with Rotating Hand strap when not in use.</li> </ul>	
SG-ET5X-SLTETR-01		Coiled Tether for Stylus	<ul style="list-style-type: none"> <li>▶ This tether is typically used with Stylus (SG-STYLUS-TCX-MTL-03).</li> </ul>	
KT-TC7X-TETHR1-03 (pack of 3)		Replacement Coiled Tether for Stylus	<ul style="list-style-type: none"> <li>▶ This tether is included with Stylus Kit with Tether (SG-TC7X-STYLUS-03).</li> </ul>	

**Headset/Audio Accessories**




**Wired Headsets and Audio Accessories**




Part Number	Picture	Description	Notes	Required Items
HDST-USBC-PTT1-01		PTT Headset (USB-C connector)	<ul style="list-style-type: none"> <li>▶ For Push-To-Talk (PTT) applications.</li> <li>▶ Compatible with Zebra PTT Express and PTT Pro.</li> <li>▶ Connects to USB-C port on ET4X.</li> <li>▶ Rotating earpiece allows for right or left ear configuration.</li> <li>▶ Provides PTT button, volume up/volume down buttons.</li> <li>▶ Cable length is 32 in. (81 cm)</li> <li>▶ mono with microphone</li> <li>▶ includes clip for attaching PTT button to clothing.</li> </ul>	



<p>ADP-USBC-35MM1-01</p>		<p>USB-C to 3.5mm Adapter Cable</p>	<ul style="list-style-type: none"> <li>▶ Allows headsets with 3.5mm jack to be connected to the ET4X.</li> <li>▶ Adapter provides PTT button, volume up/volume down buttons.</li> <li>▶ Adapter cable length is about 2.5 ft. (78 cm).</li> <li>▶ Clip on rear of adapter allows cable to be wrapped for length management.</li> <li>▶ PTT button functionality tested with the following headsets: <ul style="list-style-type: none"> <li>- HDST-35MM-PTVP-01</li> <li>- HS2100 Rugged Wired Headset</li> </ul> </li> <li>Both the PTT button on HDST-35MM-PTVP-01 and the adapter may be used.</li> <li>Other headsets with a PTT button not listed above may not work properly and their PTT button will not be detected. This includes: HDST-35MM-PTT1-01. PTT button on the adapter will need to be used instead.</li> <li>▶ Allows many Google compliant 3.5mm "consumer" headphones to function as a PTT headset while still allowing the headphone's "play/call/pause" button to operate as normal.</li> </ul>	
<p>HDST-35MM-PTVP-01</p>		<p>PTT Headset (3.5mm Locking jack)</p>	<ul style="list-style-type: none"> <li>▶ For Push-To-Talk (PTT) applications.</li> <li>▶ Compatible with Zebra PTT Express and PTT Pro.</li> <li>▶ Uses 3.5mm rugged jack that is keyed/collared for a locking failsafe connection. NOTE: ET4X does not support this locking connection.</li> <li>▶ Rotating earpiece allows for right or left ear configuration</li> <li>▶ Built-in cord wrap</li> <li>▶ mono with microphone</li> <li>▶ includes clip for attaching PTT button to clothing.</li> <li>▶ Either the PTT button on the headset or the PTT button on the required USB-C to 3.5mm Adapter (ADP-USBC-35MM1-01) can be used.</li> </ul>	<p>▶ USB-C to 3.5mm Adapter Cable (ADP-USBC-35MM1-01)</p>
<p>SL+1W-3.5WA (3rd party) *</p> <p><a href="https://workforceaudio.com">https://workforceaudio.com</a></p>		<p>Workforce Audio SnapLock PTT Adapter Cable</p>	<ul style="list-style-type: none"> <li>▶ For Push-To-Talk (PTT) applications.</li> <li>▶ Compatible with Zebra PTT Express and PTT Pro.</li> <li>▶ 3.5 mm jack</li> <li>▶ Adapter cable provide SnapLock connector which accepts a variety of Workforce Audio's earpieces.</li> <li>▶ includes clip for attaching PTT button to clothing.</li> <li>▶ NOTE: PTT button on cable will not be recognized by the tablet. The PTT button on the USB-C to 3.5mm Adapter Cable (ADP-USBC-35MM1-01) must be used instead.</li> </ul>	<p>▶ USB-C to 3.5mm Adapter Cable (ADP-USBC-35MM1-01)</p> <p>▶ Also requires purchase of earpiece for connecting to cable.</p>



See HS2100-HS3100 Accessories Document		HS2100 Rugged Wired Headset	<ul style="list-style-type: none"> <li>▶ Built to handle the everyday inevitable drops</li> <li>▶ Dustproof, sprayproof and waterproof</li> <li>▶ Ready for the freezer and outdoor subzero temperatures</li> <li>▶ Feather-light for extraordinary comfort</li> <li>▶ Noise cancellation for a superior voice experience in the noisiest environments</li> <li>▶ Detachable swivel boom minimizes costs.</li> <li>▶ Swivelling boom mutes microphone allowing uses to prevent voice pick applications from recognizing non-voice pick conversations.</li> <li>▶ User-replaceable pads and windscreens maximize comfort and hygiene.</li> <li>▶ Can be used as a PTT headset when used with the required USB-C to 3.5mm Adapter (ADP-USBC-35MM1-01).</li> </ul>	<ul style="list-style-type: none"> <li>▶ USB-C to 3.5mm Adapter Cable (ADP-USBC-35MM1-01)</li> <li>▶ HS2100 to 3.5mm Standard Cable (CBL-HS2100-3MS1-01)</li> </ul> <p>See HS2100/HS3100 Accessories Document for additional headset accessories</p>
3rd party *		USB-C Headsets	<ul style="list-style-type: none"> <li>▶ Headset connects via the bottom USB-C connector on device.</li> <li>▶ Must be Google certified USB-C headset.</li> </ul>	
CBL-HS2100-3MS1-01		HS2100 Headset Standard Cable (3.5 mm jack)	<ul style="list-style-type: none"> <li>▶ 3.5mm barrel jack connector</li> <li>▶ Cable is 43" (1.1 M) long</li> <li>▶ Rugged cable with rugged connectors that are keyed/collared for a locking failsafe connection. NOTE: ET4X does not support this locking connection.</li> <li>▶ Includes one clothing clip. Additional clips can be purchased separately.</li> </ul>	<ul style="list-style-type: none"> <li>▶ USB-C to 3.5mm Adapter Cable (ADP-USBC-35MM1-01)</li> </ul>
<b>Bluetooth Headsets and Audio Accessories</b>				
NOTE: Bluetooth headsets with PTT function not supported by Zebra PTT Express application. Check with Engineering to verify compatibility with Zebra PTT Pro application.				
Part Number	Picture	Description	Notes	Required Items




<p>See HS2100-HS3100 Accessories Document</p>		<p>HS3100 Rugged Bluetooth Headset for VDP applications</p>	<ul style="list-style-type: none"> <li>▶ HD Voice, also known as Wide Band Audio, brings incredible audio clarity</li> <li>▶ Built to handle the everyday inevitable drops</li> <li>▶ Dustproof, sprayproof and waterproof</li> <li>▶ Ready for the freezer and outdoor subzero temperatures</li> <li>▶ Feather-light for extraordinary comfort</li> <li>▶ Noise cancellation tuned for VDP (voice directed picking) applications.</li> <li>▶ Not designed for the aggressive noise cancellation required for VoIP or voice calls. Headset's send level is not tuned to satisfy VoIP or voice standards and will result with audio being quieter at the far end and delivering more noise.</li> <li>▶ Swap batteries on the fly — without losing the Bluetooth connection</li> <li>▶ Split-second tap-to-pair simplicity using NFC.</li> <li>▶ Detachable swivel boom minimizes costs.</li> <li>▶ Swivelling boom mutes microphone allowing uses to prevent voice pick applications from recognizing non-voice pick conversations.</li> <li>▶ User-replaceable pads and windscreens maximize comfort and hygiene</li> <li>▶ 15 hours of battery power</li> </ul>	<p>See HS2100/HS3100 Accessories Document for headset accessories</p>
<p>various Bluetooth models B550-XT B350-XT C400-XT C300-XT</p> <p>(3rd party) *</p> <p><a href="http://www.blueparrott.com">http://www.blueparrott.com</a></p>		<p>BlueParrott Bluetooth Headsets</p>	<ul style="list-style-type: none"> <li>▶ Various Bluetooth models available with options that include: <ul style="list-style-type: none"> <li>- Blocking out 96% of background noise</li> <li>- Over 24 hours of talk time</li> <li>- NFC Tap to Pair capable</li> <li>- Bluetooth wireless range capable up to 300 ft.</li> <li>- Convertible wearing options: over the head, behind the neck.</li> </ul> </li> </ul> <p>See BlueParrot site for model specific options.</p>	
<p>APTT1 (3rd party) *</p> <p><a href="https://www.aina-wireless.com/">https://www.aina-wireless.com/</a></p>		<p>Aina Push-To-Talk (PTT) Bluetooth Voice Responder Remote Speaker/Mic (RSM)</p>	<ul style="list-style-type: none"> <li>▶ Bluetooth speaker-microphone designed to work with different walkie talkie style Push-to-Talk applications, including Zebra PTT Pro (check with Zebra PTT Pro engineering team for current device/OS support).</li> <li>▶ Includes clip for attaching device to clothing for lapel speaker/mic usage.</li> <li>▶ Features several buttons which the application developers can assign to different functions.</li> <li>▶ Users can remotely control functions such as push-to-talk, phone calls, channel switching and emergency alerts.</li> <li>▶ Device is ruggedized, MIL-STD 810G and IP67.</li> <li>▶ Long lasting battery designed for 24 hour approx battery life. Can be recharged via micro-USB port.</li> <li>▶ Includes 3.5mm headset jack allowing headphones to be connected for keeping conversations more private.</li> <li>▶ Can be easily paired to mobile computer using NFC tap-to-pair.</li> </ul>	





<p>H3-B-1 (3rd party) *</p> <p><a href="https://www.dellking.com">https://www.dellking.com</a></p>		<p>Wandfu H3 Push-To-Talk (PTT) Bluetooth Remote Speaker/Mic (RSM)</p>	<ul style="list-style-type: none"> <li>▶ Bluetooth speaker-microphone designed to work with different walkie talkie style Push-to-Talk applications, including Zebra PTT Pro (check with Zebra PTT Pro engineering team for current device/OS support).</li> <li>▶ Includes clip for attaching device to clothing for lapel speaker/mic usage.</li> <li>▶ Includes 3.5mm headset jack allowing headphones to be connected for keeping conversations more private.</li> </ul>	
<p>BTR-155 (3rd party) *</p> <p><a href="https://www.savoxaccessories.com">https://www.savoxaccessories.com</a></p>		<p>Savox BTR-155 Bluetooth Remote Speaker/Mic (RSM)</p>	<ul style="list-style-type: none"> <li>▶ Bluetooth speaker-microphone designed to work with different walkie talkie style Push-to-Talk applications, including Zebra PTT Pro (check with Zebra PTT Pro engineering team for current device/OS support).</li> <li>▶ Includes clip for attaching device to clothing for lapel speaker/mic usage.</li> <li>▶ Rugged wireless speaker microphone IP55.</li> <li>▶ Allows cable-free movement</li> <li>▶ Familiar speaker microphone functions; PTT and volume buttons</li> <li>▶ Includes 2.5mm headset jack allowing headphones to be connected for keeping conversations more private.</li> <li>▶ LED status indication</li> <li>▶ High speaker volume</li> <li>▶ Includes: <ul style="list-style-type: none"> <li>- Savox RSM</li> <li>- Modular Wired earpiece</li> <li>- Wall Charger</li> <li>- USB Cable</li> <li>- Quick Start Guide</li> <li>- Carrying Strap</li> </ul> </li> </ul>	
<p>BTH-101 (3rd party) *</p> <p><a href="https://www.savoxaccessories.com">https://www.savoxaccessories.com</a></p>		<p>Savox Push-To-Talk (PTT) Bluetooth Headset</p>	<ul style="list-style-type: none"> <li>▶ Bluetooth headset designed to work with different walkie talkie style Push-to-Talk applications, including Zebra PTT Pro (check with Zebra PTT Pro engineering team for current device/OS support).</li> <li>▶ Also operates as standard Bluetooth headset for taking phone calls.</li> <li>▶ Device is lightweight and ruggedized, IP55.</li> </ul>	
<p><b>Power Cords/Power Supplies</b></p>				
<p><b>AC Cords and Power Supplies</b></p>				
Part Number	Picture	Description	Notes	Required Items

<p>PWR-WUA5V12W0US (US plug style) PWR-WUA5V12W0GB (UK plug style) PWR-WUA5V12W0EU (EU plug style) PWR-WUA5V12W0AU (Australia plug style) PWR-WUA5V12W0CN (China plug style) PWR-WUA5V12W0IN (India plug style) PWR-WUA5V12W0KR (Korea plug style) PWR-WUA5V12W0BR (Brazil plug style)</p>		<p>USB Power Supply (high power)</p>	<ul style="list-style-type: none"> <li>▶ Used to power ET4X from USB-C port on side of device</li> <li>▶ Provides higher current (2.5A) for faster charging</li> <li>▶ 100-240 VAC, 5 V, 2.5 A</li> </ul>	<p>USB-C Cable (CBL-TC5X-USBC2A-01)</p>
<p>CBL-DC-388A1-01</p>		<p>DC Power Cord</p>	<ul style="list-style-type: none"> <li>▶ Used along with Power Supply PWR-BGA12V50W0WW to power Single Slot Cradle and 4-Slot Battery Charger.</li> <li>▶ Cable length is 1.8 meters</li> </ul>	
<p>CBL-DC-388A2-01</p>		<p>DC Power Cord for Presentation Stand and VESA Mounts</p>	<ul style="list-style-type: none"> <li>▶ Used along with Power Supply PWR-BGA12V50W0WW to power Presentation Stand and VESA mounts.</li> <li>▶ Barrel Jack connector is straight and ferrite is in a different location vs. L-shaped connector on CBL-DC-388A-01.</li> <li>▶ Cable length is 1.8 meters</li> </ul>	
<p>PWR-BGA12V50W0WW</p>		<p>Power Supply</p>	<ul style="list-style-type: none"> <li>▶ Used to power Single Slot Cradle, Presentation Stand, VESA Mounts and 4-Slot Battery Charger.</li> <li>▶ 100-240 VAC, 12V, 4.16A, 50W</li> <li>▶ Provides US DOE Level VI compliance for power efficiency.</li> </ul>	<ul style="list-style-type: none"> <li>▶ DC Line Cord (CBL-DC-388A1-01 or CBL-DC-388A2-01 depending on accessory)</li> <li>▶ AC Line Cord (23844-00-00F or country specific version)</li> </ul>
<p>KIT-PWR-12V50W</p>		<p>Power Supply Kit</p>	<ul style="list-style-type: none"> <li>▶ Includes Power Supply (PWR-BGA12V50W0WW) and DC Line Cord (CBL-DC-388A1-01)</li> </ul>	<ul style="list-style-type: none"> <li>▶ AC Line Cord (23844-00-00F or country specific version)</li> </ul>
<p>PWRS-14000-148R</p>		<p>Power Supply with integrated DC Cord</p>	<ul style="list-style-type: none"> <li>▶ Discontinued 1/2017, now use PWR-BGA12V50W0WW and CBL-DC-388A1-01 - see PMB 2923 and PMB 2851</li> <li>▶ Used to power Single Slot Cradles</li> <li>▶ 100-240 VAC, 12VDC, 3.33A</li> <li>▶ Energy Star Compliant</li> </ul>	
<p>CBL-DC-381A1-01</p>		<p>DC Power Cord</p>	<ul style="list-style-type: none"> <li>▶ Used to power multi-slot ShareCradles when using Level VI Efficiency power supply (PWR-BGA12V108W0WW)</li> <li>▶ This cable does not include the black extension release latch which is not required when used on Multi-Slot ShareCradles.</li> <li>▶ CBL-DC-382A1-01 is still typically used though.</li> </ul>	

CBL-DC-382A1-01		DC Power Cord	► Used with Power Supply PWR-BGA12V108W0WW to power multi-Slot ShareCradles.	
50-16002-029R		DC Power Cord	► Used with Power Supply PWRS-14000-241R to power Multi-Slot ShareCradles ► Discontinued 2/2017, now use CBL-DC-382A1-01 - PMB 2851 and 2933	
PWR-BGA12V108W0WW		Power Supply	► Used to power Multi-Slot ShareCradles ► 100-240 VAC, 12V, 9A, 108W ► Provides US DOE Level VI compliance for power efficiency. ► Replaces PWRS-14000-241R	► CBL-DC-382A1-01 ► AC Line Cord (23844-00-00R or country specific version)
PWRS-14000-241R		Power Supply	► Replaces 50-14000-241R ► Used to power Multi-Slot ShareCradles ► 100-240VAC, 12VDC, 9A ► Energy Star Compliant ► Discontinued 2/2017, now use PWR-BGA12V108W0WW - PMB 2851 and 2933	
50-14001-004R		Power Supply	► Discontinued 12/2007 - replaced by 50-14000-241R ► Used to power Multi-Slot ShareCradles	
50-14000-241R		Power Supply	► Replaces 50-14001-004R ► Used to power Multi-Slot ShareCradles ► Discontinued 12/2010 - now use PWRS-14000-241R	
23844-00-00R		AC Line Cord	► This AC Line Cord is for use in North America. See the <b>AC Line Cords by Country</b> TAG for comparable line cords to use in other countries.	

**Batteries**

Part Number	Picture	Description	Notes	Required Items
BTRY-ET4X-8IN1-01 BTRY-ET4X-8IN1-IN (for use in India)		Replacement Internal Battery for 8" tablet (6100 mAh - 23.61 Wh)	► This is the main battery that is internal to the ET4X. ► PowerPrecision Battery, provides advanced battery state of health information including charge level and battery age based on usage patterns.	

<p>BTRY-ET4X-10IN1-01</p> <p>BTRY-ET4X-10IN1-IN (for use in India)</p>		<p>Replacement Internal Battery for 10" tablet (7600 mAh - 29.41 Wh)</p> 	<ul style="list-style-type: none"> <li>▶ This is the main battery that is internal to the ET4X.</li> <li>▶ PowerPrecision Battery, provides advanced battery state of health information including charge level and battery age based on usage patterns.</li> </ul>	
<p>BTRY-ET5X-PRPK2-01</p> <p>BTRY-ET5X-PRPK2-IA (for use in India)</p>		<p>Powerpack Battery for Expansion Back (3400 mAh - 24.4Wh)</p>	<ul style="list-style-type: none"> <li>▶ Designed for use with optional Expansion Back</li> <li>▶ Hot swappable enables 24x7 usage</li> <li>▶ This battery rapid charges the ET4X's internal main battery.</li> <li>▶ Has 5 LED indicators for charge status.</li> <li>▶ Modified from BTRY-ET5X-PRPK1-01 to use 4 battery cells (2 in series and 2 in parallel) and to remove micro-USB charging port.</li> </ul>	<p>Expansion Back attachment (ZBK-ET4X-8BTRYBK1-01 or ZBK-ET4X-10BTRYBK1-01)</p>
<p>BTRY-ET5X-PRPK1-01</p>		<p>Powerpack Battery for Expansion Back (3400 mAh - 24.4Wh)</p>	<ul style="list-style-type: none"> <li>▶ Discontinued 6/2020, now use BTRY-ET5X-PRPK2-01.</li> <li>▶ Designed for use with optional Expansion Back</li> <li>▶ Hot swappable enables 24x7 usage</li> <li>▶ This battery rapid charges the ET4X's internal main battery.</li> <li>▶ Has 5 LED indicators for charge status.</li> <li>▶ Micro-USB port allows battery to be charged while not attached to device. Recommend using PWR-WUA5V12W0xx USB charger for faster charging.</li> </ul>	<p>Expansion Back attachment (ZBK-ET4X-8BTRYBK1-01 or ZBK-ET4X-10BTRYBK1-01)</p>
<p>MISC-ET4X-8BATCVR-01 (for 8" tablets)</p> <p>MISC-ET4X-10BATCVR-01 (for 10" standard tablets)</p> <p>MISC-ET4X-HCBATCVR-01 (for 10" Healthcare tablets)</p>	<p>coming soon</p>	<p>Replacement Main/Internal Battery Door for standard tablets</p>		
<p>MISC-ET4X-BTDPS-01</p>	<p>coming soon</p>	<p>Main/Internal Battery Door for 10" tablets with Presentation Stand</p>	<ul style="list-style-type: none"> <li>▶ Door replaces standard battery door and is required when using the Presentation Stand.</li> <li>▶ Door includes attachment point to stand and 8-pin POGO connector for communication and charging to stand.</li> </ul>	