



Quick Installation Guide

Table Stand for Elo IDS 32/43/50x3 Series

Revision A
P/N E767140

Elo Technical Support

Online self-help: www.elotouch.com/support

America

800-ELO-TOUCH
Tel +1 408 597 8000
elosales.na@elotouch.com

Europe (EMEA)

Tel +32 (0)16 70 45 00
emea.sales@elotouch.com

Asia Pacific

Tel +86 (21) 3329 1385
www.elotouch.com.cn

The information in this document is subject to change without notice. Elo Touch Solutions, Inc. and its Affiliates (collectively "Elo") makes no representations or warranties with respect to the contents herein, and specifically disclaims any implied warranties of merchantability or fitness for a particular purpose. Elo reserves the right to revise this publication and to make changes from time to time in the content hereof without obligation of Elo to notify any person of such revisions or changes.


No part of this publication may be reproduced, transmitted, transcribed, stored in a retrieval system, or translated into any language or computer language, in any form or by any means, including, but not limited to, electronic, magnetic, optical, chemical, manual, or otherwise without prior written permission of Elo Touch Solutions, Inc.

Elo and the Elo logo are either trademarks or registered trademarks of Elo Touch Solutions, Inc..



No ECM

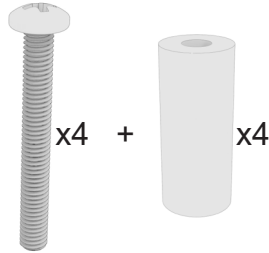
m6x15mm



x4


With ECM

m6x50mm ECM Spacer



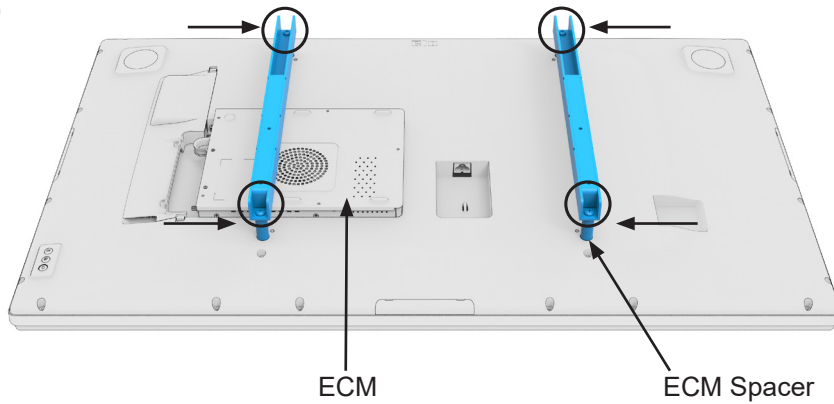
x4

x4




m6x15mm, x4

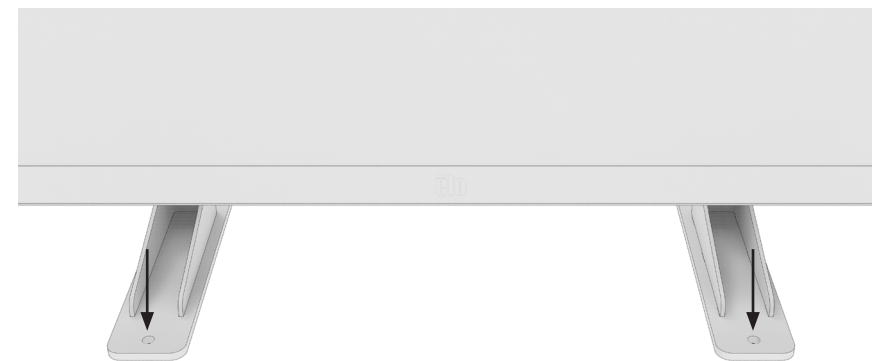
1.



2.



3.



Secure stand to table using screws (not included)